INDIRA BAHUUDDESHIYA SHIKSHAN SANSTHA, BULDHANA'S

DR. RAJENDRA GODE COLLEGE OF PHARMACY, MALKAPUR
(*An Autonomous Institute*)

Buldana Road, Malkapur, Dist – Buldana (M.S.) – 443101

Phone: +918308827339 E-mail: principal@drgcop.ac.in Web: www.drgcop.ac.in
Recognized by PCI, New Delhi and Affiliated to SGBAU, Amravati/MSBTE, Mumbai

DTE Code-1136	SGBAU Code – 346	MSBTE Code 1658	AISHE Code C-42873

Shri. Yogendraji R. Gode
President

Dr. Prashant K. Deshmukh
Principal

The Medicinal Plant Garden

At **Dr. Rajendra Gode College of Pharmacy, Malkapur, An Autonomous Institute**, is a well-maintained learning and research facility developed for students, teachers and visitors. The garden serves as a living laboratory where students can learn about medicinal plants, their identification, cultivation, traditional uses and pharmacognostic characteristics through practical exposure.

At present, the garden has more than **93+ medicinal plant species**, including herbs, shrubs, climbers and trees. It provides a peaceful natural environment for academic learning, research activities and awareness about medicinal plants and their importance in traditional systems of medicine, particularly Ayurveda. To make the garden more informative and student-friendly, a **Digital QR Code System** has been established. QR codes are provided for medicinal plants, enabling students and visitors to access plant-related information digitally. This initiative connects practical Pharmacognosy education with modern digital technology and encourages students to explore plant information independently.

As part of the college's focus on sustainability and environmental responsibility, a **Vermi compost Plant** has also been established in the Medicinal Plant Garden and is currently functional. The unit helps convert suitable organic waste into nutrient-rich vermi compost, which can be utilized for the maintenance and cultivation of plants in the garden. It also provides students with practical understanding of organic waste management, natural fertilizers, soil health and sustainable gardening practices.

The Medicinal Plant Garden continues to develop as an educational, research and sustainability-oriented facility. Through plant cultivation, digital documentation, practical learning and vermicomposting activities, it provides students with meaningful hands-on experience and promotes awareness about medicinal plant conservation and sustainable practices.



INDIRA BAHUUDDESHIYA SHIKSHAN SANSTHA, BULDHANA'S

DR. RAJENDRA GODE COLLEGE OF PHARMACY, MALKAPUR

(An Autonomous Institute)

Buldana Road, Malkapur, Dist – Buldana (M.S.) – 443101

Phone: +918308827339 E-mail: principal@drgcop.ac.in Web: www.drgcop.ac.in

Recognized by PCI, New Delhi and Affiliated to SGBAU, Amravati/MSBTE, Mumbai

DTE Code-1136 SGBAU Code – 346 MSBTE Code 1658 AISHE Code C-42873

Shri. Yogendraji R. Gode
President

Dr. Prashant K. Deshmukh
Principal

- ## Committee Structure

Sr. No.	Name	Designation	Position
1	Dr. Prashant. K. Deshmukh	Principal	Chairperson
2	Prof. Vikas N. Ghait	Assistant Professor	Incharge
3	Poonam S. Harne	Student	Student member
4	Pratik G. Datir	Student	Student member

- ## Digital Medicinal Plant Garden Infrastructure Details

Sr. No	Particulars	Details
1	Total garden area	15000 Sq. ft.
2	Length of garden	150 ft.
3	Width of garden	100 ft.
4	Pathway length	7×120 ft.
5	Kaman height	7 ft.
6	Entry Gate Height	5.5 ft.
7	Partition Length & Height	150×5 ft.
8	Name List Board	6.5×4 ft.
9	Number of Medicinal Plant Species	93+
10	Total Number of Plants	285* (Including premises)
11	QR code enabled plants	85
12	Irrigation Facility	Manual+ Hybrid
13	Education Features	QR codes, Name Plates, Digital Information System
14	Vermi Compost Plant	6×4×2 ft. (Operational)
15	Year of establishment	2005

INDIRA BAHUUDDESHIYA SHIKSHAN SANSTHA, BULDHANA'S

DR. RAJENDRA GODE COLLEGE OF PHARMACY, MALKAPUR

(An Autonomous Institute)

Buldana Road, Malkapur, Dist – Buldana (M.S.) – 443101

Phone: +918308827339 E-mail: principal@drgcop.ac.in Web: www.drgcop.ac.in

Recognized by PCI, New Delhi and Affiliated to SGBAU, Amravati/MSBTE, Mumbai

DTE Code-1136 SGBAU Code – 346 MSBTE Code 1658 AISHE Code C-42873

Shri. Yogendraji R. Gode
President

Dr. Prashant K. Deshmukh
Principal

Medicinal Plant Garden Map

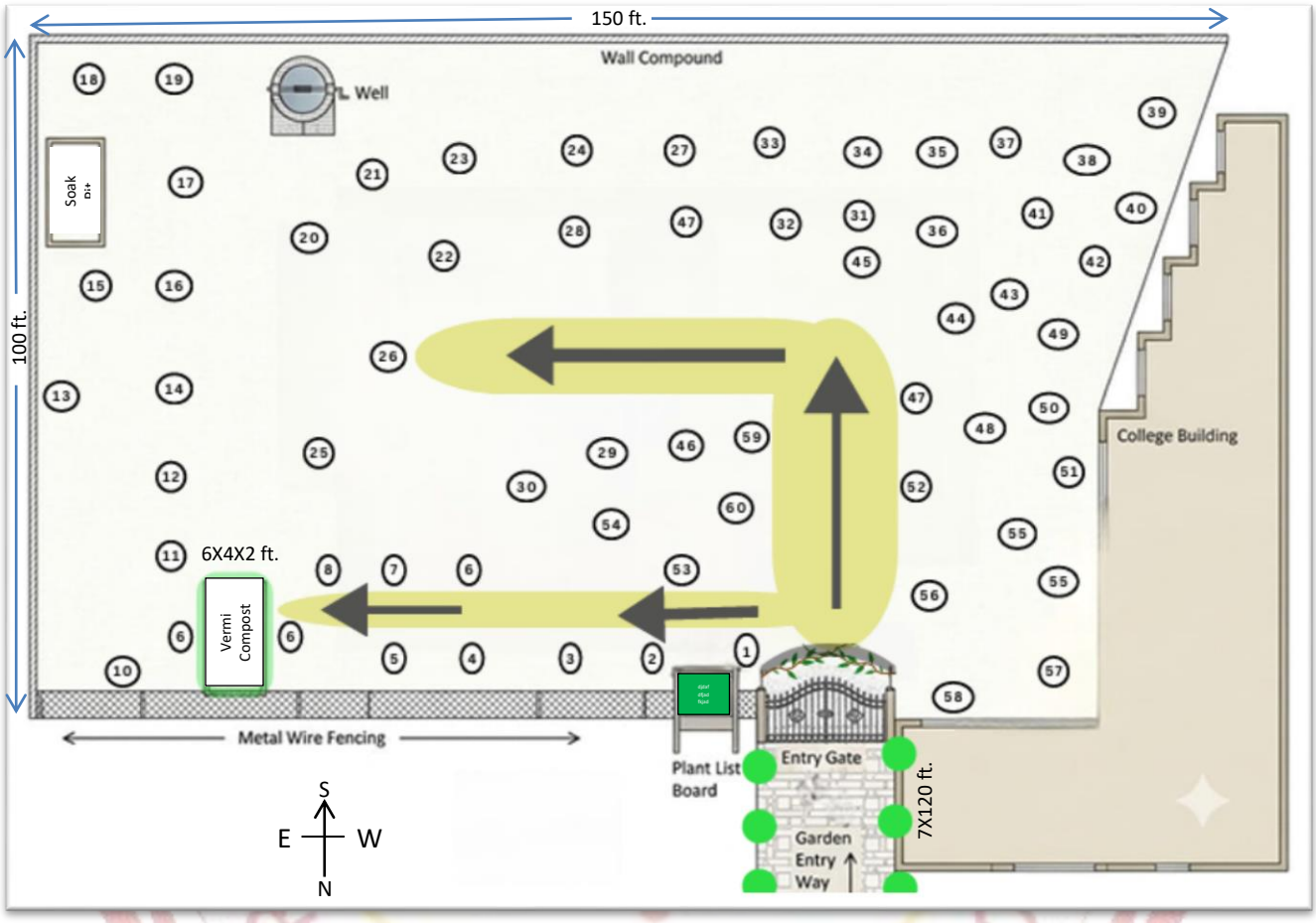



INDIRA BAHUUDDESHIYA SHIKSHAN SANSTHA, BULDHANA'S
DR. RAJENDRA GODE COLLEGE OF PHARMACY, MALKAPUR
(An Autonomous Institute)
Buldana Road, Malkapur, Dist – Buldana (M.S.) – 443101
Phone: +918308827339 E-mail: principal@drgcop.ac.in Web: www.drgcop.ac.in
Recognized by PCI, New Delhi and Affiliated to SGBAU, Amravati/MSBTE, Mumbai

DTE Code-1136 SGBAU Code – 346 MSBTE Code 1658 AISHE Code C-42873

Shri. Yogendraji R. Gode
President

Dr. Prashant K. Deshmukh
Principal

ϴ List of Medicinal Plants ϴ

Sr. No	Marathi Name	Common Name	Biological Source	Family	NOS
1	अडुळसा	Malabar Nut	*Justicia adhatoda*	Acanthaceae	1
2	अर्जुन	Arjuna	*Terminalia arjuna*	Combretaceae	1
3	आंबा	Mango	*Mangifera indica*	Anacardiaceae	26
4	आपटा	Indian kino tree	*Bauhinia racemosa*	Fabaceae	1
5	अशोका	Ashoka tree	*Saraca asoca*	Fabaceae	12
6	उंबर	Cluster fig	*Ficus racemosa*	Moraceae	1
7	एरंड	Castor	*Ricinus comunis*	Euphorbiaceae	1
8	कडुलिंब	Neem	*Azadiracta indica*	Meliaceae	5
9	कढीपत्ता	Curry leaf	*Murraya koenigii*	Rutaceae	1
10	कर्दळ	Yellow/Red canna	*Canna indica*	Cannaceae	1
11	कांचन	Orchid tree	*Bauhinia variegata*	Fabaceae	1
12	काजू	Cashew	*Anacardium occidentale*	Anacardiaceae	1
13	काटेसावर	Silk cotton tree	*Bombax ceiba*	Malvaceae	1
14	कदंब	Kadamba	*Neolamarckia cadamba*	Rubiaceae	4
15	करंज	Karanj	*Pongamia pinnata*	Fabaceae	1
16	करवंद	Karonda	*Carissa carandus*	Apocynanceae	1
17	कोरफड	Aloe vera	*Aloe barbadensis*	Liliaceae	1
18	कुसरवेल	Morning glory	*Ipomoea quamoclit*	Convolvulaceae	1
19	कुसुम	Seylon oak/Kusum	*Schleichera oleosa*	Sapindaceae	1
20	खस	Vetiver/Khus	*Chrysopogon zizanioides*	Poaceae	1
21	खंडूचक्का	Chamror	*Ehretia laevis*	Boraginaceae	1
22	घायपात	Indian Borage	*Plectranthus amboinicus*	Lamiaceae	1
23	गवती चहा	Gawati chaha	*Cymbopogon citratus*	Poaceae	1
24	गोंदण	Sensitive plant	*Mimosa pudica*	Fabaceae	1
25	गोरखचिंच	Sebesten plum	*Cordia dichotoma*	Boraginaceae	1
26	गुड्वेल	Giloy	*Tinospora cordifolia*	Menispermaceae	1
27	चंदन	Sandalwood	*Santalum album*	Santalaceae	1
28	चाफा	Frangipani	*Plumeria rubra*	Apocynanceae	8
29	जंगली लहसून	Wild garlic	*Allium vineale*	Amaryllidaceae	1
30	जांभूळ	Black plum	*Syzygium cumini*	Myrtaceae	4

INDIRA BAHUUDDESHIYA SHIKSHAN SANSTHA, BULDHANA'S
DR. RAJENDRA GODE COLLEGE OF PHARMACY, MALKAPUR
(*An Autonomous Institute*)
Buldana Road, Malkapur, Dist – Buldana (M.S.) – 443101
Phone: +918308827339 E-mail: principal@drgcop.ac.in Web: www.drgcop.ac.in
Recognized by PCI, New Delhi and Affiliated to SGBAU, Amravati/MSBTE, Mumbai
DTE Code-1136 SGBAU Code – 346 MSBTE Code 1658 AISHE Code C-42873
Shri. Yogendraji R. Gode
President
Dr. Prashant K. Deshmukh
Principal

Sr. No	Marathi Name	Common Name	Biological Source	Family	NOS
31	जमालगोटा	Purging croton	*Croton tiglium*	Euphorbiaceae	1
32	जास्वंद	Hibiscus	*Hibiscus rosa-sinensis*	Malvaceae	3
33	झुंबरवेल	Flame vine	*Pyrostegia venusta*	Bignoniaceae	1
34	झेंडू	Marigold	*Tagetes patula*	Asteraceae	1
35	टींबेर	Ibori, Black afara	*Terminalia ivorensis*	Combretaceae	4
36	तुळस राम	Ram tulsi	*Ocimum sanctum*	Lamiaceae	1
37	तुळस श्याम	Shyam Tulsi	*Ocimum sanctum*	Lamiaceae	1
38	तुळस कापूर	Kapur Tulas	*Ocimum kilimandscharium*	Lamiaceae	1
39	तुळस रान	Ran Tulas	*Ocimum gratissimum*	Lamiaceae	1
40	धतुरा	Thorn apple	*Dhatura metel*	Solanaceae	2
41	नारळ	Coconut	*Cocos nucifera*	Arecaceae	25
42	निवडुंग	Cactus	*Opuntia elatior*	Cactaceae	1
43	निर्गुंडी काळी	Nirgundi	*Vitex negundo*	Lamiaceae	1
44	निर्गुंडी पांढरी	Nirgundi	*Vitex negundo*	Lamiaceae	3
45	पपई	papaya	*Carica papaya*	Passifloraceae	1
46	पानफुटी	Bryophyllum	*Bryophyllum pinnatum*	Crassulaceae	1
47	पारिजातक	Night Jasmine	*Nyctanthes arbor-tristis*	Oleaceae	1
48	पिवळा बहावा	Golden shower	*assia fistula*	Fabaceae	1
49	पिंपळ	Sacred fig	*Ficus religiosa*	Moraceae	4
50	पेरू	Guava	*Psidium guajava*	Myrtaceae	4
51	पळस	Palash	*Butea monosperma*	Fabaceae	1
52	पुदिना	Mint, Mentha	*Mentha piperita*	Labiatae	1
53	पुत्रजीवा	Indian amulant plant	*Putranjiva roxburghii*	Euphorbiaceae	1
54	फणस	Jackfruit	*Artocarpus heterophyllus*	Moraceae	2
55	बकुळ	Bullet wood	*Mimusops elengi.*	Sapotaceae	5
56	बदाम	Almond	*Prubus dulcis*	Rosaceae	5
57	बावची	Bebchi, Purple fleabane	*Psoralea corylifolia*	Fabaceae	1
58	बेल	Bael	*Aegle marmelos*	Rutaceae	3
59	बेहडा	Bedda nut	*Terminalia bellirica*	Combretaceae	3
60	बीब्बा	Beet,	*Beta vulgaris*	Amaranthaceae	1

INDIRA BAHUUDDESHIYA SHIKSHAN SANSTHA, BULDHANA'S
DR. RAJENDRA GODE COLLEGE OF PHARMACY, MALKAPUR
(*An Autonomous Institute*)
Buldana Road, Malkapur, Dist – Buldana (M.S.) – 443101
Phone: +918308827339 E-mail: principal@drgcop.ac.in Web: www.drgcop.ac.in
Recognized by PCI, New Delhi and Affiliated to SGBAU, Amravati/MSBTE, Mumbai
DTE Code-1136 SGBAU Code – 346 MSBTE Code 1658 AISHE Code C-42873
Shri. Yogendraji R. Gode
President
Dr. Prashant K. Deshmukh
Principal

Sr. No	Marathi Name	Common Name	Biological Source	Family	NOS
61	बोर	Ber, Ber fruit	*Ziziphus mauritiana*	Rhamnaceae	3
62	बॉटल पाम	Bottle Palm	*Hyophorbe lagenicaulis*	Arecaceae	10
63	महाकुंग	Punarnava	*Boerhavia diffusa*	Apocynaceae	1
64	महारुख	Tree of heaven	*Ailanthus excelsa*	Simaroubaceae	1
65	मोठा पांगारा	Indian Coral tree	*Erythrina indica*	Fabaceae	1
66	मोह	Hmoh, Mahua tree	*Madhuca longifolia*	Sapotaceae	1
67	मोरपंखी	Thuja, Vidya	*Thuja occidentalis*	Cupressaceae	21
68	मेहंदी	Henna	*Lawsonia inermis*	Lythraceae	3
69	रक्तचंदन	Red sandalwood	*Pterocarpus santalinus*	Fabaceae	1
70	रान कांदा	Wild onion	*Allium sativum*	Liliaceae	1
71	राय आवळा	Indian Gooseberry	*Phyllanthus emblica*	Phyllanthaceae	1
72	रीठा	Reetha, Soaproot	*Sapindus mukorossi*	Sapindaceae	1
73	रूई	Rui	*Calotropis procera*	Apocynanceae	1
74	लक्ष्मीतरू	Paradise tree	*Simarouba glauca*	Simaroubaceae	1
75	लाल बहावा	Golden shower tree	*Cassia fistula*	Fabaceae	1
76	लिंबू	Lemon	*Citrus limon*	Rutaceae	3
77	सप्तपर्णी	Devil's/Blackboard tree	*Alstonia scholaris*	Apocynanceae	9
78	सदाफुली	Periwinkle	*Catharanthus roseus*	Apocynanceae	2
79	सागवान	Teak	*Tectona grandis*	Lamiaceae	1
80	सागरगोटी	Sea Bean / Nickernut	*Caesalpinia bonduc*	Fabaceae	1
81	संत्री	Orange	*Citrus sinensis*	Rutaceae	2
82	सुपारी	Areca nut	*Areca catechu*	Arecaceae	1
83	सीताफळ	Custard apple	*Annona squamosa*	Annonaceae	8
84	शतावरी	Asparagus	*Asparagus racemosus*	Asparagaceae	1
85	शिवण	Gamhar	*Gmelina arborea*	Lamiaceae	1
86	शिसम	Indian Rosewood	*Dalbergia sissoo Roxb.*	Fabaceae	9
87	शिकाकाई	Soap pod	*Acacia concinna*	Fabaceae	1
88	शिरीष	Siris/Lebbeck tree	*Albizia lebbeck*	Fabaceae	1
89	शेंद्री	Annato, Sindoor	*Bixa orelana*	Bixaceae	1
90	शेवगा	Drumstick/ Moringa	*Moringa oleifera*	Moringaceae	1
91	हळद	Turmeric	*Curcuma longa*	Zingiberaceae	1
92	हळदीकुंकू	Scarlet Cordia	*Cordia sebestena*	Boraginaceae	1
93	हाडजोड	Hadjod	*Cissus quadrangula*	Vitaceae	1

INDIRA BAHUUDDESHIYA SHIKSHAN SANSTHA, BULDHANA'S

DR. RAJENDRA GODE COLLEGE OF PHARMACY, MALKAPUR

(An Autonomous Institute)

Buldana Road, Malkapur, Dist – Buldana (M.S.) – 443101

Phone: +918308827339 E-mail: principal@drgcop.ac.in Web: www.drgcop.ac.in

Recognized by PCI, New Delhi and Affiliated to SGBAU, Amravati/MSBTE, Mumbai

DTE Code-1136	SGBAU Code – 346	MSBTE Code 1658	AISHE Code C-42873

Shri. Yogendraji R. Gode
President

Dr. Prashant K. Deshmukh
Principal

Medicinal Plant Garden





Vermi Compost Plant





Dr. Rajendra Gode College of Pharmacy, Malkapur,

Annual Report

Medicinal Plant Garden Committee



Incharge

Prof. Vikas N. Ghait

(Academic Year 2025-2026)

INDEX

Sr. No	Particulars	Page No.
1	Introduction	3
2	Title of the Practice	4
3	Objectives of the Committee	4
4	Need of the Project	4
5	Outcomes of the Digital Medicinal Plant Garden	4
6	Committee Structure	5
7	Digital Medicinal Plant Garden Infrastructure Details	6
8	Action Plan (Academic Year 2025–2026)	7
9	Meeting and Discussion	8
10	**Activities Conducted During the Year (2025–26)**	8
11	▪ Cleaning and Land Preparation	9
12	▪ Procurement of Medicinal Plants	10
13	▪ "Ek Ped Maa Ke Naam" Plantation Program	11
14	▪ Installation of Protective Net and Boundary	12
15	▪ Plant Stem Colouring and Decoration (Name Plates & Board)	13
16	▪ Digitization of Plants	14
17	▪ Inauguration of Digital Medicinal Plant Garden	15
18	**Awareness and Outreach Activities**	16
19	• Ranbhaji Mahotsav	16
20	• Digital Medicinal Plant Garden Class Visit	17
21	• Registration on Government Amrutvruksh (अमृतवृक्ष) App	18
22	Visitors Garden Tour	19
23	Inspection by Various Committees	19
24	Media Coverage	20
25	Challenges Faced	21
26	Achievements	22
27	Future Planning	22
28	Conclusion	23
29	Signatures and Approval	23
30	**Annexures (I–VII)**	-

1. Introduction

The Medicinal Plant Garden at Dr. Rajendra Gode College of Pharmacy, Malkapur serves as a dynamic center for education, research, conservation, and environmental awareness. Established in 2005 and spread across 15,000 sq. ft., the garden presently houses 85 medicinal plant species and more than 285 plants, providing a rich resource for students, faculty, researchers, and visitors. The garden functions as a living laboratory that bridges theoretical and practical learning in Pharmacognosy through direct exposure to medicinal and aromatic plants, crude drugs, and traditional herbal knowledge.

During the academic year 2025–26, the Medicinal Plant Garden Committee undertook several initiatives for garden development, digital transformation, biodiversity conservation, and student engagement. Major activities included land preparation, procurement and plantation of rare medicinal species, installation of a protective boundary, maintenance and beautification of the garden, and implementation of QR code-based digital information systems for all plant species. The Digital Medicinal Plant Garden was inaugurated on 2 February 2026, reflecting the institution's commitment to innovation and the vision of Digital India and Viksit Bharat 2047.

The committee also organized educational and outreach activities such as Ranbhaji Mahotsav, Digital Medicinal Plant Garden Visits, participation in the Government's Amrutvruksh Campaign, and guided tours for students, parents, academicians, healthcare professionals, industry representatives, and government officials. The garden received appreciation from inspection teams of PCI, MSBTE, and University Autonomy Committees, along with significant media coverage. Through these efforts, the Medicinal Plant Garden has strengthened experiential learning, promoted medicinal plant conservation, encouraged research aptitude, and enhanced environmental sustainability within the institution and the community.

2. Title of the Practice

Development and Maintenance of Medicinal Plant Garden.

3. Objectives of the Committee

- To maintain and develop the medicinal plant garden.
- To cultivate rare and endangered medicinal plants.
- To support practical teaching in Pharmacognosy.
- To create awareness about traditional medicinal systems.
- To encourage research and conservation practices.

4. Need of the Project

The Digital Medicinal Plant Garden was established to bridge the gap between theoretical and practical learning in Pharmacognosy. It provides students with direct exposure to medicinal plants, enhancing their identification and understanding skills.

The project also integrates digital technology through QR codes, promoting smart and self-directed learning. Additionally, it encourages research aptitude, conservation awareness, and aligns with the vision of Digital India and Viksit Bharat 2047.

5. Outcomes of the Digital Medicinal Plant Garden

- Provides practical learning of medicinal plants for students.
- Integrates digital technology through QR code–based information access.
- Enhances research, documentation, and scientific skills.
- Promotes awareness of medicinal plant conservation.
- Strengthens institutional innovation and supports Digital India initiatives.

6. Committee Structure

Sr. No.	Name	Designation	Position
1	Dr. Prashant. K. Deshmukh	Principal	Chairperson
2	Prof. Vikas N. Ghait	Assistant Professor	Incharge
3	Prof. Karan S. Gayakwad	Assistant Professor	Faculty member
4	Poonam S. Harne	Student	Student member
5	Pratik G. Datir	Student	Student member



7. Digital Medicinal Plant Garden Infrastructure Details

Sr. No	Particulars	Details
1	Total garden area	15000 Sq. ft.
2	Length of garden	150 ft.
3	Width of garden	100 ft.
4	Pathway length	7×120 ft.
5	Kaman height	7 ft.
6	Entry Gate Height	5.5 ft.
7	Partition Length & Height	150×5 ft.
8	Name List Board	6.5×4 ft.
9	Number of Medicinal Plant Species	85
10	Total Number of Plants	285* (Including premises)
11	QR code enabled plants	85
12	Irrigation Facility	Manual+ Hybrid
13	Education Features	QR codes, Name Plates, Digital Information System
14	Year of establishment	2005

8. Action Plan (Academic Year 2025-2026)

SR. NO	TASK	TENTATIVE SCHEDULE	OBJECTIVES
1.	**Planning and Preparation** • Conduct garden inspection and status. • Prepare list of plants and procurement sources (Nursery, Colleges).	**June-July (2025)**	To inspect the garden status and plan for plant procurement by preparing a list of required species and sourcing options.
2.	**Cultivation and Maintenance** • Plantation of new medicinal species. • Regular watering, weeding and natural pest control. • Install a protective net around the garden to safeguard plants and make the boundary.	**Aug-Oct (2025)**	To ensure healthy growth of medicinal plants through proper plantation, routine care, and installation of protective measures for garden safety and structure.
3.	**Preparation of Vermi compost** • Build composition unit and procure earthworms. • Use Vermi compost in garden plants	**Nov-Dec (2025)**	To set up a Vermi compost unit for converting organic waste into natural fertilizer and utilize it to enhance soil quality and plant health in the garden.
4.	**Awareness and Outreach** • Promotes eco-friendly practices such as garden waste recycling, composting. • Beautify garden using painted waste tyres. • Implement QR/barcoding for each plant.	**Jan-Mar (2026)**	To promote environmental awareness through sustainable practices like waste recycling, composting, garden beautification with reused materials, and plant barcoding for educational value.
5.	**Evaluation and Reporting** • Review plant health and maintain garden structures. • Submit annual report with photos and activity records.	**Apr-May (2026)**	To assess overall garden condition, ensure maintenance of structures, and document progress through a comprehensive annual report with supporting photos and records.

9. Meeting and Discussion

Sr. No	Meeting Agenda	Date
1.	Initial strategic meeting & plantation	27 June 2025
2.	Installation of protective net	24 Sept. 2025
3.	Digitization od garden and inauguration	16 Jan. 2026
4.	Preparation of Vermi compost & tiers designing	25 Apr. 2026
5.	Review of plant health, documentation and submit report	25 Jun. 2026

10.Activities Conducted During the Year (2025-26)

1. Planning and Land Preparation • Cleaning of the garden area • Branch cutting and pruning • Soil leveling • Tractor work including tiller operation, rotavator use, and soil erosion control	**2. Plantation and Development** • Procurement of medicinal plant species • Plantation of selected plants • Garden structure development and arrangement • Set of protective net and make boundry.
3. Maintenance and Care • Regular watering schedule • Maintenance and pest control measures • Periodic review of plant health • Structural maintenance of the garden	**4. Digital Integration** • Preparation and installation of QR codes for each plant • Maintenance and recoloring and naming of plants nameplates.
5. Institutional and Environmental Initiatives • Promotion of eco-friendly practices • Inauguration of the Digital Medicinal Plant Garden	**6. Documentation and Reporting** • Systematic documentation of activities • Preparation and submission of the annual/project report

11. Cleaning and Land Preparation

At the initial stage, the garden area was thoroughly cleaned to remove unwanted weeds, debris, and dry plant material. Branch cutting and pruning were carried out to maintain plant health and improve sunlight exposure. Soil leveling was done to ensure proper drainage and systematic plantation layout. Tractor-based operations such as tilling, rotavator use, and soil conditioning were performed to enhance soil fertility and prevent erosion.

- **Timeline:** 16th June 2025
- **Photose:**

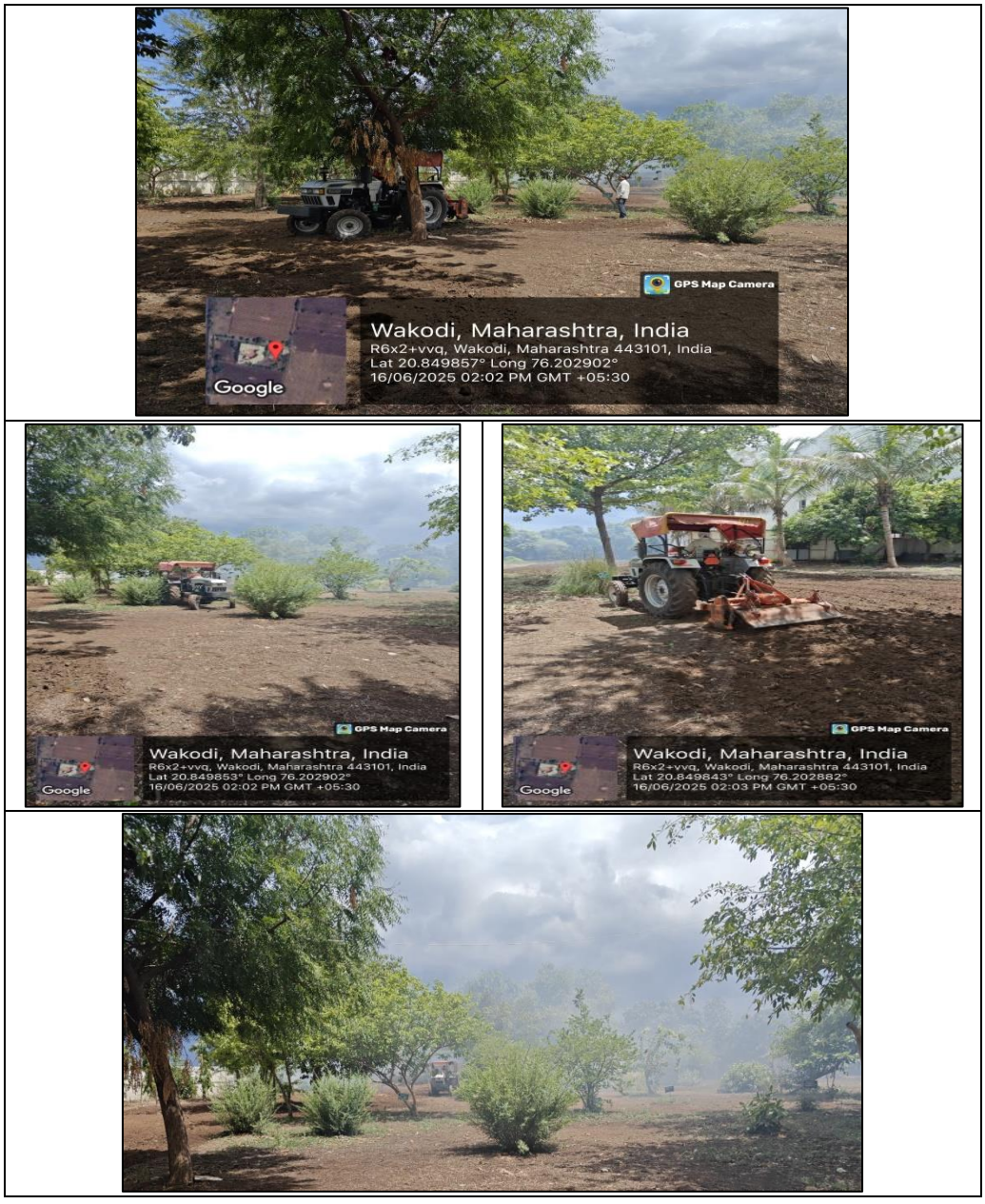

12. Procurement of medicinal plants

On 10 July 2025, Dr. Rajendra Gode College of Pharmacy purchased 45 high-quality and rare plants from 14 Trees Foundation Nursery. The nursery is known for providing healthy and valuable plant species for environmental conservation and greenery development. The foundation also offered plants at discounted rates, supporting educational institutions in promoting sustainable and eco-friendly initiatives through plantation and biodiversity conservation activities.

- **Timeline:** 10th July 2025
- **Supporting documents:** Annexure I
- **Photose:**



13.“Ek Ped Maa ke Naam" Plantation program

Dr. Rajendra Gode College of Pharmacy organized a tree plantation program titled “Ek Ped Maa Ke Naam” under the joint initiative of the NSS Unit and Medicinal Plant Garden Committee. The program aimed to promote environmental protection, medicinal plant awareness, and eco-consciousness among students and staff. The event highlighted inspiring messages such as “One tree is the support for thousands of dreams” and “Plant Trees, Save Lives,” emphasizing the importance of trees in maintaining ecological balance, providing clean air, and supporting overall well-being.

- **Timeline:** 16th July 2025
- **Supporting documents:** Annexure II
- **Photose:**



14. Installation of protective net and boundary

To ensure the safety and proper maintenance of the medicinal plant garden a strong protective iron net boundary with supporting poles was installed around the garden area. All entry points were securely closed, and a double-gate iron door with chain lock and above half circle kaman was fitted for controlled access. Additionally, a framed banner displaying the plant name list with coloring was installed for educational awareness, along with a waste bin support system to maintain cleanliness and promote environmental responsibility within the garden

- **Timeline:** 13th Oct. 2025
- **Photose:**



15. Plant Stem colouring and decoration (Name plate & Board)

The medicinal garden plants were treated with traditional geru and chuna coloring to help prevent fungal infections and protect the plants. The lower one-foot portion above ground level was coated with white chuna, while the middle section was painted with geru. In addition, several plant name plates were repaired, repainted, and rewritten with botanical names (B.S.) and family details. The garden entry board was also redesigned and repainted to improve the overall appearance and educational value of the garden.

- **Timeline:** 24th Nov. 2025
- **Photose:**



16. Digitization of plants

The Digital Medicinal Plant Garden at Dr. Rajendra Gode College of Pharmacy consists of more than 85+ diverse medicinal plant species. Each plant is equipped with a unique QR code, allowing easy access to detailed digital information about its medicinal uses and botanical details. Developed in alignment with the visions of Digital India and Viksit Bharat 2047, the initiative encourages technology-driven learning, environmental awareness, and research aptitude among students. All QR codes and plant information were collected and prepared by students, reflecting their innovative ideas and active participation.

- **Timeline:** 27th Dec. 2025
- **Supporting documents:** Annexure III
- **Photose:**



17. Inauguration program

On 02nd Feb. 2026: The Digital Medicinal Plant Garden at Dr. Rajendra Gode College of Pharmacy was inaugurated by President Shri. Yogendraji Gode and MLA Shri. Chainsukhji Sancheti. The initiative reflects the integration of digital technology with experiential pharmacy education. The project was completed under the guidance of Miss Tanvi Gode Mam, Dr. P. K. Deshmukh, and Dr. V. S. Adhao, with support from teaching and non-teaching staff.

- **Timeline:** 02nd Feb. 2026
- **Supporting documents:** Annexure III
- **Photose:**









18. Awareness and Outreach activities

19. Ranbhaji Mahotstav (रानभाजी महोत्सव):

On 26 September 2025, the Wild Vegetable Festival was successfully organized at Dr. Rajendra Gode College of Pharmacy, Malkapur by the Department of Pharmacognosy, Medicinal Plant Garden, and NSS. Around 35 varieties of wild vegetables were exhibited. Students explained their local and scientific names, medicinal importance, and uses, attracting enthusiastic participation and appreciation. Total 125 students were participated in this program.

- **Supporting documents:** Annexure IV

- **Objective of Program**

i. To create awareness about wild edible vegetables and their importance.
ii. To promote knowledge of medicinal and nutritional values of wild plants.
iii. To conserve traditional food and ethnobotanical heritage.
iv. To enhance students' scientific and communication skills.
v. To encourage sustainable use of local plant resources.

- **Photose:**





- **Outputs of Ranbhaji Mahotsav**

i) Exhibition of approximately 35 varieties of wild edible vegetables.
ii) Enhanced awareness regarding nutritional and medicinal benefits.
iii) Improved knowledge of local and scientific names of indigenous plants.
iv) Active student participation and development of presentation skills.
v) Promotion of traditional food culture and conservation of local biodiversity.

20. Medicinal Garden Class Visit:

The Department of Pharmacognosy at Dr. Rajendra Gode College of Pharmacy, Malkapur organized a pedagogical activity titled "Digital Medicinal Plant Garden Visit" for B. Pharm Second Year students on 10 and 12 March 2026. The activity aimed to enhance practical knowledge of medicinal plants through experiential learning. Students explored various medicinal and aromatic plants, organized and unorganized crude drugs, poisonous plants, and rare species under the guidance of Prof. V. N. Ghait. QR code-based digital learning enabled students to access scientific and medicinal information about plants. A total of 102 students participated and benefited from the field-based learning experience.

- **Supporting documents:** Annexure V

- **Objective of Program**

i) To enhance practical knowledge of medicinal and aromatic plants.
ii) To provide experiential learning through field-based education.
iii) To familiarize students with crude drugs, poisonous plants, and rare species.
iv) To promote digital learning using QR code-based plant information systems.
v) To bridge the gap between theoretical knowledge and practical identification.





- **Outputs Medicinal Garden Class Visit**

i) Improved identification skills of medicinal and aromatic plants among students.
ii) Enhanced understanding of crude drugs, poisonous plants, and rare species.
iii) Effective utilization of QR code-based digital learning resources.
iv)Strengthened practical and field-based learning experience.
v) Active participation of 102 students in experiential learning activities.

21. Registration on Government Amrutvruksh) अमृतवृक्ष(App

The Medicinal Plant Garden Committee actively participated in the Government's Amrutvruksh **(अमृतवृक्ष)** Campaign. As part of Stage 1 of the initiative, registration was successfully completed on the Amrutvruksh App on 11 September 2025. The participation reflects the institution's commitment to environmental conservation, tree plantation, and sustainable development. Through this initiative, the committee contributed to the government's green mission "**१० कोटी वृक्ष लागवड (२०२५ पावसाळा)**" and promoted awareness regarding the importance of biodiversity and ecological balance among students and stakeholders.

- **Supporting documents:** Annexure VI
- **Photose:**



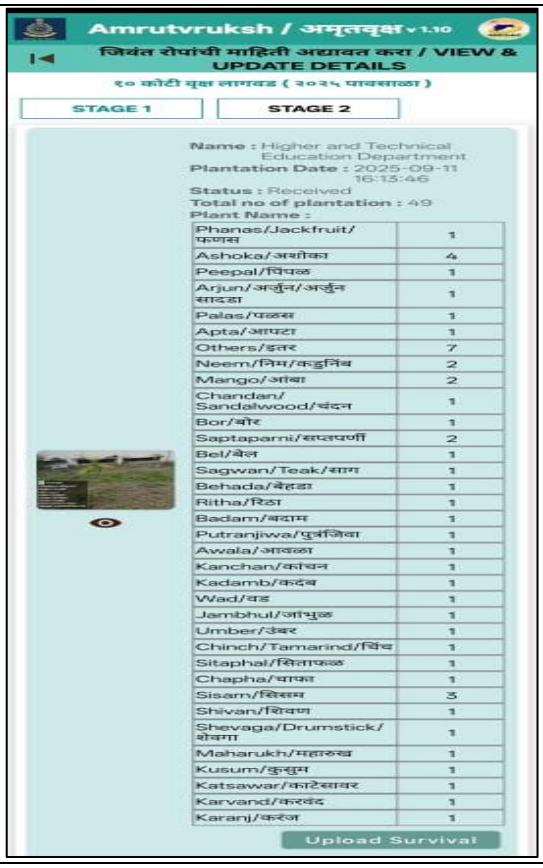

22. Visitors Garden Tour

The Digital Medicinal Plant Garden at Dr. Rajendra Gode College of Pharmacy, Malkapur has been visited and appreciated by students, parents, social workers, doctors, healthcare professionals, academicians, industry representatives, and Health Department officers. Visitors gained knowledge about medicinal plants, their uses, and health benefits. The QR code-based digital learning system attracted special attention and enhanced the learning experience. The initiative successfully promoted awareness of medicinal plant conservation, herbal medicine, and traditional knowledge.

- **Photose:**





23. Inspection by various committee

The Digital Medicinal Plant Garden at Dr. Rajendra Gode College of Pharmacy, Malkapur has been highly appreciated by visiting teams from the Pharmacy Council of India (PCI), Maharashtra State Board of Technical Education, University Autonomy Committees, and Government officials. Visitors praised the innovative integration of medicinal plant conservation with digital technology, recognizing it as an excellent initiative that enhances experiential learning and supports quality pharmacy education.

Sr. No.	Inspection Committee	Date of Inspection
1.	Maharashtra State Board of Technical Education (MSBTE)	23 March 2026
2.	SGBAU University Autonomy Committee	04 March 2026
3.	Pharmacy Council of India (PCI)	09 March 2026

24. Media Coverage

The Digital Medicinal Plant Garden at Dr. Rajendra Gode College of Pharmacy, Malkapur has received significant media attention. Various print and electronic media have covered major activities such as plantation drives, Ranbhaji Mahotsav, and the garden inauguration program. Local and regional media representatives have visited the garden to learn about its unique features and educational value. Their coverage has helped create awareness about medicinal plants, environmental conservation, and the innovative learning initiatives undertaken by the college.



विश्वजगत

रानभाजी महोत्सव डॉ. राजेंद्र गोडे कॉलेज ऑफ फार्मसी, मलकापूर येथे उत्साहात संपन्न

अजय टप : दै.विश्वजगत

मलकापूर, दि. 26 सप्टेंबर 2025: डॉ. राजेंद्र गोडे कॉलेज ऑफ फार्मसी, मलकापूर येथे औषधी वनस्पती उद्यान, फार्माकोग्नोसी विभाग आणि राष्ट्रीय सेवा योजना यांच्या संयुक्त विद्यमाने आयोजित रानभाजी महोत्सव मोठ्या उत्साहात संपन्न झाला. या कार्यक्रमात पाथरी, करटले, दोडीचे फुले, शेवगा, सुरण, केना, कुरडू, रानभेंडी, अंबाळी, फांगोची भाजी, आघाडा, गुळवेल, तरोटा यांसह एकूण 35 प्रकारच्या रानभाज्यांचे प्रदर्शन मांडण्यात आले. विद्यार्थ्यांनी या रानभाज्यांची स्थानिक नावे, शास्त्रीय नावे, औषधी गुणधर्म तसेच आहारातील विविध व्यंजने आणि खाण्याच्या पद्धती यांबद्दल सविस्तर माहिती तसेच भाज्यांचे सादरीकरण करून उपस्थितांचे लक्ष वेधले. कार्यक्रमाला प्रमुख पाहुणे म्हणून डॉ. प्रसन्न काबरा (डॉ. काबरा हेल्थकेअर मलकापूर) आणि प्रा. सुजित जाधव (प्रिन्सिपल ॲग्री कॉलेज मलकापूर) आणि डॉ. गोपाल बिहानी (प्रिन्सिपल एन. के. फार्मसी कॉलेज खामगाव) उपस्थित होते. डॉ. काबरा यांनी आयुर्वेदाच्या महत्त्वाबाबत विद्यार्थ्यांना मार्गदर्शन केले, तर डॉ. जाधव यांनी शेती आणि रानभाज्यांच्या उपयोगांबाबत समुपदेशन केले. त्यांनी प्रदर्शनाचे अवलोकन करून विद्यार्थ्यांच्या सर्जनशील प्रयत्नांचे कौतुक केले. प्रदर्शनात उत्कृष्ट कामगिरी करणाऱ्या तीन विद्यार्थी गटांची निवड करून त्यांना बक्षीस देऊन गौरवण्यात आले. इंदिरा बहुउद्देशीय शिक्षण संस्थेचे सम्माननीय अध्यक्ष श्री. योगेंद्रजी गोडे आणि माननीय सचिव कु. तन्वी गोडे यांच्या प्रेरणादायी मार्गदर्शनाखाली हा कार्यक्रम यशस्वीपणे पार पडला. महाविद्यालयाचे प्राचार्य डॉ. प्रशांत के. देशमुख आणि शैक्षणिक व्यवस्थापक डॉ. वैभव एस. अढाव यांनी विद्यार्थ्यांनी दाखवलेल्या उत्साह आणि समर्पणाबद्दल प्रशंसा व्यक्त केली. कार्यक्रमाचे सर्व नियोजन प्रा. विकास घाईट आणि प्रा. अनंता तितरे यांनी अतिशय उत्कृष्टपणे केले. यशस्वी आयोजनासाठी प्रा. मंगेश देवकर, , प्रा. करण गायकवाड, प्रा. रितेश पोपट, प्रा. साक्षी पाटील आणि प्रा. श्वेता राणे यांच्यासह इतर शिक्षक आणि शिक्षकेतर कर्मचाऱ्यांनी अथक परिश्रम घेतले. कार्यक्रमाचे आभार प्रदर्शन प्रा. अनंता तितरे यांनी केले. सूत्रसंचालन तृतीय वर्षाच्या विद्यार्थिनी कु. प्रतीक्षा सुरळकर हीने प्रभावीपणे केले. कु. भावना उगले आणि कु. अनुका नारखेडे यांनी काढलेल्या उत्कृष्ट रांगोळीने सर्वांचे लक्ष वेधले, प्रदर्शन स्पर्धेमध्ये प्रथम क्रमांक BPh 2nd . साक्षी भोपळे, साक्षी जवरे, द्वितीय क्रमांक BPh 2nd भावना उगले, अनुका नारखेडे, तेजल पाटील आणि तृतीय क्रमांक DPh 2nd श्रद्धा खत्री, माधुरी मालठाणे यांनी पटकावला. छायांकनाची जबाबदारी जयश्री चिंचोलकर हिने यशस्वीपणे पार पाडली. रानभाज्या गोळा करण्यासाठी औषधी वनस्पती उद्यानाचे माळी श्री. श्रीकृष्ण किंनगे यांनी अथक परिश्रम घेतले. हा महोत्सव रानभाज्यांच्या औषधी गुणधर्मांबद्दल जागरूकता निर्माण करण्यात आणि विद्यार्थ्यांना त्यांच्या अभ्यासाशी निगडित प्रत्यक्ष अनुभव देण्यात यशस्वी ठरला. "रानभाज्या खा, दीर्घायुषी व्हा!" हा संदेश या कार्यक्रमातून प्रभावीपणे सर्वांपर्यंत पोहोचवण्यात आला.

28 Sep 2025 - Page 3



(जिल्हा आवृत्ती कार्यालय) बातम्या व जाहिराती करिता संपर्क करा

गुजरात राज्यातील सुरत,ढांग,भरूच, अहमदाबाद व दमण येथुन आणी महाराष्ट्रातील बुलढाणा, जळगाव प्रसिद्ध होणारे एकमेव मराठी दैनिक

आपला गुजरात

www.aaplagujarat.com

APLA GUJARAT - BULDANA

E- mail:aplagujarat@gmail.com

डॉ. राजेंद्र गोडे फार्मसी कॉलेज मलकापूर येथे डिजिटल औषधी वनस्पती उद्यानाचे उद्घाटन

मलकापूर प्रतिनिधी- इंदिरा बहुउद्देशीय शिक्षण संस्थेचे अध्यक्ष श्री. योगेंद्रजी गोडे सर व माननीय आमदार चैनसुखजी संचेती यांच्या शुभहस्ते उत्साहपूर्ण वातावरणात संपन्न झाले. या उपक्रमामुळे महाविद्यालयाच्या शैक्षणिक वाटचालीत एक महत्त्वाचा टप्पा गाठला असून, फार्मसी शिक्षणामध्ये अनुभवाधारित अध्ययन व डिजिटल तंत्रज्ञानाचा प्रभावी वापर अधोरेखित झाला आहे.

डिजिटल औषधी वनस्पती उद्यान हे फार्माकॉग्नोसी विभागाचे प्रा. विकास घाईट यांच्या संकल्पना व अथक प्रयत्नांतून साकार झाले आहे. बी. फार्म आणि डी. फार्मच्या विद्यार्थ्यांचा या उपक्रमात सक्रिय सहभाग लाभला. प्रा. घाईट, प्रा. करण गायकवाड आणि प्रा. लिना जोगे यांच्या मार्गदर्शनाखाली विद्यार्थ्यांनी विविध औषधी वनस्पतींची ओळख, माहिती संकलन व नोंदणी केली, ज्यामुळे विद्यार्थ्यांना प्रत्यक्ष अनुभवातून अध्ययनाची संधी मिळाली. उद्यानाच्या प्रत्यक्ष विकास व देखभालीसाठी फांद्यांची छाटणी, तणनियंत्रण, स्वच्छता, खड्डे तयार करणे तसेच एकूण व्यवस्थापनाची जबाबदारी उद्यान सेवक श्रीकृष्ण किंनगे यांनी अत्यंत मेहनतीने व जबाबदारीने पार पाडली. हा उपक्रम माननीय अध्यक्ष श्री. योगेंद्रजी गोडे सर आणि सचिव कु. तन्वीताई गोडे मॅडम यांच्या दूरदृष्टीपूर्ण नेतृत्व व प्रेरणेतून, तसेच प्राचार्य डॉ. पी. के. देशमुख आणि शैक्षणिक व्यवस्थापक डॉ. व्ही. एस. अढाव यांच्या मार्गदर्शनाखाली यशस्वीरीत्या पूर्ण झाला. महाविद्यालयातील सर्व शिक्षक व शिक्षकेतर कर्मचाऱ्यांच्या सहकार्यामुळे हे कार्य वेळेत पूर्ण होऊ शकले. डिजिटल औषधी वनस्पती उद्यानामध्ये 85 पेक्षा अधिक विविध औषधी वनस्पतींचा समावेश करण्यात आला आहे. प्रत्येक वनस्पतीसाठी स्वतंत्र क्यूआर कोड देण्यात आला आहे. हा उपक्रम डिजिटल इंडिया व विकसित भारत 2047 या राष्ट्रीय संकल्पनांशी सुसंगत असून, विद्यार्थ्यांमध्ये संशोधनवृत्ती, पर्यावरणीय जाणीव व तंत्रज्ञानाधारित शिक्षणाला चालना देणारा ठरत आहे.



RNI MAHMAR/2017/73887 virrajpress@gmail.com

मराठी सांजदैनिक मलकापूर

आजतक

Mob-9922413806 संपादकः विरसिंह राजपूत वृत्त संपादकः गणेश खंडारे

वर्ष ९ वे अंकः१५३ वा मंगळवार दिनांक ३ फेब्रुवारी २०२६ किंमत-२ रुपये पाने- ५

बुलडाणा जिल्ह्यातून प्रकाशित होणारे व महाराष्ट्रात सर्वदूर तसेच विविध राज्यांमध्ये एकाचवेळी प्रसारीत होणारे सांजदैनिक

डॉ.राजेंद्र गोडे फार्मसी कॉलेज मलकापूर येथे डिजिटल औषधी वनस्पती उद्यानाचे उद्घाटन

मलकापूर आजतक

मलकापूर (प्रतिनिधी)इंदिरा बहुउद्देशीय शिक्षण संस्थेचे अध्यक्ष श्री. योगेंद्रजी गोडे सर व माननीय आमदार चैनसुखजी संचेती यांच्या शुभहस्ते उत्साहपूर्ण वातावरणात संपन्न झाले. या उपक्रमामुळे महाविद्यालयाच्या शैक्षणिक वाटचालीत एक महत्त्वाचा टप्पा गाठला असून, फार्मसी शिक्षणामध्ये अनुभवाधारित अध्ययन व डिजिटल तंत्रज्ञानाचा प्रभावी वापर अधोरेखित झाला आहे. डिजिटल औषधी वनस्पती उद्यान हे फार्माकॉग्नोसी विभागाचे प्रा. विकास घाईट यांच्या संकल्पना व अथक प्रयत्नांतून साकार झाले आहे. बी. फार्म आणि डी. फार्मच्या विद्यार्थ्यांचा या उपक्रमात सक्रिय सहभाग लाभला. प्रा. घाईट, प्रा. करण गायकवाड आणि प्रा. लिना जोगे यांच्या मार्गदर्शनाखाली विद्यार्थ्यांनी विविध औषधी वनस्पतींची ओळख, माहिती संकलन व नोंदणी केली, ज्यामुळे विद्यार्थ्यांना प्रत्यक्ष अनुभवातून अध्ययनाची संधी मिळाली. उद्यानाच्या प्रत्यक्ष विकास व देखभालीसाठी फांद्यांची छाटणी, तणनियंत्रण, स्वच्छता, खड्डे तयार करणे तसेच एकूण व्यवस्थापनाची जबाबदारी उद्यान सेवक श्रीकृष्ण किंनगे यांनी अत्यंत मेहनतीने व जबाबदारीने पार पाडली. हा उपक्रम माननीय अध्यक्ष श्री. योगेंद्रजी गोडे सर आणि सचिव कु. तन्वीताई गोडे मॅडम यांच्या दूरदृष्टीपूर्ण नेतृत्व व प्रेरणेतून, तसेच प्राचार्य डॉ. पी. के. देशमुख आणि शैक्षणिक व्यवस्थापक डॉ. व्ही. एस. अढाव यांच्या मार्गदर्शनाखाली यशस्वीरीत्या पूर्ण झाला. महाविद्यालयातील सर्व शिक्षक व शिक्षकेतर कर्मचाऱ्यांच्या सहकार्यामुळे हे कार्य वेळेत पूर्ण होऊ शकले. डिजिटल औषधी वनस्पती उद्यानामध्ये ८५ पेक्षा अधिक विविध औषधी वनस्पतींचा समावेश करण्यात आला आहे. प्रत्येक वनस्पतीसाठी स्वतंत्र क्यूआर कोड देण्यात आला आहे. हा उपक्रम डिजिटल इंडिया व विकसित भारत २०४७ या राष्ट्रीय संकल्पनांशी सुसंगत असून, विद्यार्थ्यांमध्ये संशोधनवृत्ती, पर्यावरणीय जाणीव व तंत्रज्ञानाधारित शिक्षणाला चालना देणारा ठरत आहे.



बहुजनांचा बुलंद आवाज

विदर्भ मतदार

बुलढाणा ■ शुक्रवार, ६ फेब्रुवारी २०२६ ■ वर्ष १६ अंक २१५ ■ पृष्ठ ४ किंमत

डॉ. राजेंद्र गोडे फार्मसी कॉलेजमध्ये डिजिटल औषधी वनस्पती उद्यानाचे उद्घाटन

मलकापूर (प्रतिनिधी) : इंदिरा बहुउद्देशीय शिक्षण संस्थेचे अध्यक्ष योगेंद्र गोडे व आमदार चैनसुख संचेती यांच्या हस्ते डॉ. राजेंद्र गोडे फार्मसी कॉलेज येथे डिजिटल औषधी वनस्पती उद्यानाचे उदघाटन करण्यात आले. डिजिटल औषधी वनस्पती उद्यान हे फार्माकॉग्नोसी विभागाचे प्रा. विकास घाईट यांच्या संकल्पना व अथक प्रयतांतून साकार झाले आहे. बी. फार्म आणि डी. फार्मच्या विद्यार्थ्यांचा या उपक्रमात सक्रिय सहभाग लाभला. प्रा. घाईट, प्रा. करण गायकवाड आणि प्रा. लिना जोगे यांच्या मार्गदर्शनाखाली विद्यार्थ्यांनी विविध औषधी वनस्पतींची ओळख, माहिती संकलन व नोंदणी केली, उद्यानाच्या प्रत्याक्ष विकास व देखभालीसाठी फांद्यांची छाटणी, तणनियंत्रण, स्वच्छता, खड्डे तयार करणे तसेच एकूण व्यवस्थापनाची जबाबदारी उद्यान सेवक श्रीकृष्ण किंनगे यांनी पार पाडली. हा उपक्रम योगेंद्र गोडे आणि सचिव कु. तन्वीताई गोडे मॅडम यांच्या प्रेरणेतून तसेच प्राचार्य डॉ. पी. के. देशमुख आणि शैक्षणिक व्यवस्थापक डॉ. व्ही. एस. अढाव यांच्या मार्गदर्शनाखाली यशस्वीरीत्या पूर्ण झाला. डिजिटल औषधी वनस्पती उद्यानामध्ये ८५ पेक्षा अधिक विविध औषधी वनस्पतींचा समावेश करण्यात आला आहे.

25. Challenges Faced

- Seasonal plant loss due to natural calamities (Floods, cyclones, temperature, etc.)
- Water management issues
- Fungle infection & Pest control

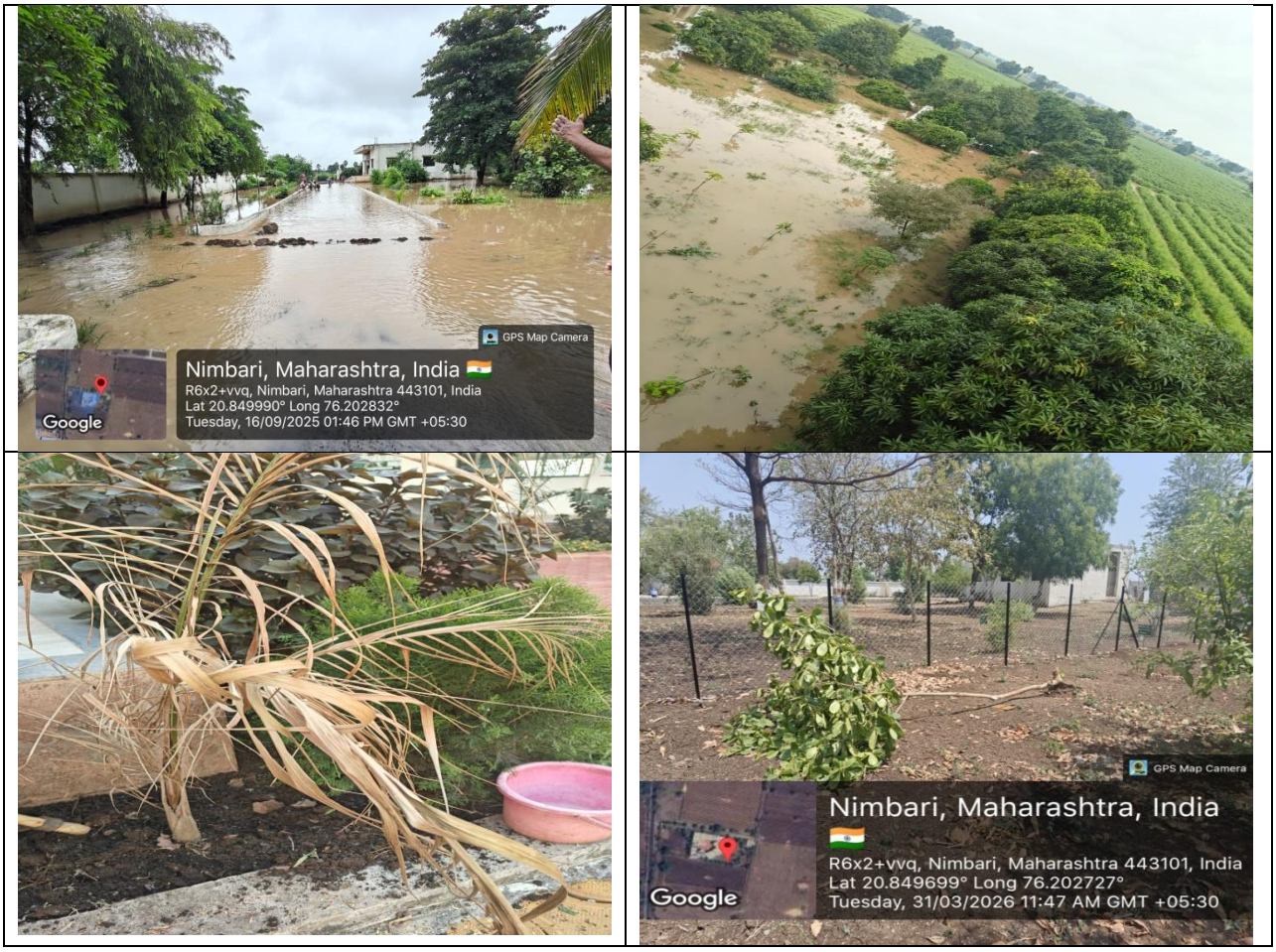

26. Achievements

- ✓ Increased medicinal plant diversity from 39 to 88 species through plantation and conservation efforts.
- ✓ Developed a QR code-enabled Digital Medicinal Plant Garden for smart learning.
- ✓ Digitized information for 85 medicinal plant species with instant mobile access.
- ✓ Enhanced practical learning through Digital Medicinal Plant Garden visits for students.
- ✓ Organized Ranbhaji Mahotsav to promote awareness of wild edible and medicinal plants.
- ✓ Improved garden infrastructure through protective fencing, gates, board, Kaman & name plates.
- ✓ Received appreciation from PCI, MSBTE, University Autonomy Committees.
- ✓ Promoted medicinal plant conservation, environmental awareness, and Digital India initiatives through various activities.

27. Future Planning

- o Plantation of more rare medicinal and wild plants.
- o Development of vertical gardening.
- o Establishment of a vermicompost unit.
- o Herbal plant nursery development.
- o Eco-friendly awareness programs with farmer societies.
- o Beautification of the garden and campus.
- o Research-based documentation of medicinal plants.

28. Conclusion

The Medicinal Plant Garden Committee has successfully contributed to academic excellence, practical learning, research awareness, and environmental sustainability throughout the academic year. The garden has served as a valuable educational resource by providing hands-on exposure to medicinal and aromatic plants, crude drugs, and traditional herbal knowledge. Activities such as the Digital Medicinal Plant Garden, plantation drives, educational visits, and awareness programs have enriched student learning and promoted biodiversity conservation. The garden has received appreciation from students, academicians, healthcare professionals, industry representatives, and visitors. The committee remains committed to further strengthening conservation, research, and community engagement initiatives in the coming years.

*****



Prepared By	**Verified By**	**Approved By**
Prof. Vikas N. Ghait (Incharge)	**Dr. Vaibhav S. Adhao** (IQAC/Academic Dean)	**Dr. Prashant K. Deshmukh** (Principal)

DRGCOP Malkapur

An Autonomous Institute



VERMI COMPOST

गांडूळ खत प्रकल्प

INDIRA BAHUUDDESHIYA SHIKSHAN SANSTHA, BULDHANA'S
DR. RAJENDRA GODE COLLEGE OF PHARMACY, MALKAPUR
(*An Autonomous Institute*)
Buldana Road, Malkapur, Dist – Buldana (M.S.) – 443101
Phone: +918308827339 E-mail: principal@drgcop.ac.in Web: www.drgcop.ac.in
Recognized by PCI, New Delhi and Affiliated to SGBAU, Amravati/MSBTE, Mumbai

DTE Code-1136	SGBAU Code – 346	MSBTE Code 1658	AISHE Code C-42873

Shri. Yogendraji R. Gode
President

Dr. Prashant K. Deshmukh
Principal

VERMI COMPOST PROJECT

{ Organic Waste to Natural Manure for the Medicinal Plant Garden }

---

1. About Vermi Compost Project

Dr. Rajendra Gode College of Pharmacy, Malkapur, an **Autonomous Institution,** promotes practical, environment-friendly and skill-based activities through academic and extension programmes. As part of its sustainable waste-management and natural-farming initiatives, the college has established a Vermi compost Project within the college premises.

The project consists of one vermi compost bed measuring 8 ft × 4 ft for converting biodegradable organic waste into nutrient-rich organic manure using suitable composting earthworms. The process involves the use of locally available materials such as partially decomposed cow dung, dry leaves, garden waste and suitable biodegradable waste. Proper moisture, shade and regular monitoring are maintained to support effective decomposition and earthworm activity. The project also provides students with practical exposure to vermicomposting, organic waste recycling, compost management and sustainable gardening practices.

The mature vermi compost is planned to be collected approximately every 45–60 days, depending on its maturity. The prepared compost is intended only for use on plants within the college premises, particularly the Medicinal Plant Garden, and is not produced for commercial sale. This initiative supports responsible organic waste utilization while producing a useful natural manure for sustainable plant growth.

2. Aim

To prepare quality Vermi compost from biodegradable organic materials using earthworms and utilize the prepared compost as a natural manure for the medicinal plant garden of the college.

3. Objectives

- To convert biodegradable organic waste and suitable farm/garden residues into useful manure.
- To maintain a healthy population of suitable composting earthworms.
- To produce vermi compost for improving soil health and supporting medicinal plants.
- To demonstrate a simple, low-cost and eco-friendly waste-management practice for students.
- To promote natural farming concepts and sustainable use of organic resources.

4. Vermicomposting Earthworm Information

Composting earthworms help break down partially decomposed organic matter and convert it into fine, stable organic manure. The following varieties are commonly used for vermicomposting:

Common Name	Scientific Name
Variety of Verms	*Eisenia fetida* (Lumbricidae) Red Wiggler/ लाल गांडूळ
Requirements	1) Vermi compost bed 2) Composting earthworms 3) Cow dung 4) Dry leaves & garden waste 5) Vegetable/fruit waste 6) Water 7) Shade/protection 8) Basic tools & gloves

5. Need of the Project

- To manage biodegradable waste generated from the garden and campus activities.
- To produce useful organic manure within the college premises.
- To support the growth and maintenance of the medicinal plant garden.
- To demonstrate recycling of organic resources through a simple biological process.
- To provide hands-on learning to students about natural farming and sustainable gardening.

6. Bed Management

- Maintain proper moisture; the bed should be moist but not waterlogged.
- Keep the bed shaded and protected from direct sunlight and heavy rainfall.
- Ensure good aeration and avoid compacting the organic material.
- Add partially decomposed organic material gradually rather than overloading the bed.
- Observe earthworm activity and protect the bed from ants, pests and other disturbances.
- Remove unsuitable materials and maintain cleanliness around the unit.
- Record weekly observations, maintenance work and corrective actions.
- Harvest only well-decomposed, mature vermi compost.

7. Vermicomposting Procedure

Step	Details
1. Select the site	Choose a shaded, well-ventilated location with good drainage. Avoid direct sunlight and waterlogging.
2. Prepare the bed	Prepare the 8 ft × 4 ft bed and ensure that excess water can drain away.
3. Prepare organic materials	Collect suitable biodegradable materials. Partially decompose fresh cow dung and other materials before introducing earthworms.
4. Add bedding/material	Place suitable moist organic material in the bed in a loose layer. Do not compact it.
5. Add earthworms	Introduce healthy composting earthworms evenly over the prepared material.
6. Maintain moisture	Sprinkle water as required to keep the material adequately moist. Do not flood the bed.
7. Provide protection	Keep the bed shaded and protected from heavy rain, direct sunlight, predators and disturbance.
8. Add organic material	Add partially decomposed organic material gradually as the earlier material is processed.
9. Regular observation	Check moisture, worm activity, smell, decomposition, pests and general bed condition every week.
10. Maturation	Allow the material to decompose until it becomes dark, fine, crumbly and soil-like.
11. Harvest	Separate the finished Vermi compost from the earthworms using suitable harvesting/sieving methods.
12. Storage	Keep the finished compost in a cool, shaded and dry place until use.
13. Application	Apply the prepared Vermi compost to medicinal plants in the college garden as required. The compost is not for sale.

8. Process Flowchart



9. Expected Output

- One functional Vermi compost bed of 8 ft × 4 ft.
- Conversion of suitable biodegradable organic material into mature vermicompost.
- A reusable source of organic manure for the medicinal plant garden.
- Regular records of bed management and weekly observations.
- Practical learning resource for students and college activities.

10.Benefits of Natural Farming

1) Encourages the use of locally available organic resources.
2) Supports soil health by increasing organic matter and improving soil structure.
3) Helps recycle biodegradable waste into useful farm/garden inputs.
4) Reduces dependence on externally purchased synthetic inputs when used.
5) Supports moisture retention and biological activity in soil.
6) Promotes biodiversity and an environment-friendly approach to cultivation.
7) Encourages sustainable use of resources and reduction of waste.
8) Provides students with practical knowledge of ecological and natural farming.

11.Use of Vermi compost in the Medicinal Plant Garden

The Vermi compost produced through this project is reserved for the college medicinal plant garden. It may be incorporated into soil or used as an organic manure according to the requirements of individual plants and garden-management practices. The material is not intended for commercial sale.

12.Result

The Vermi compost unit provides a practical method for converting biodegradable organic materials into useful organic manure. The 8 ft × 4 ft bed is maintained through regular moisture, shade, feeding and observation. The mature Vermi compost obtained from the unit is utilized in the college medicinal plant garden to support soil health and plant growth. The project also demonstrates responsible organic-waste management and the practical application of natural-farming principles. The activity is intended for institutional use and educational demonstration; the prepared Vermi compost is not for sale.

INDIRA BAHUUDDESHIYA SHIKSHAN SANSTHA, BULDHANA'S
DR. RAJENDRA GODE COLLEGE OF PHARMACY, MALKAPUR
(An Autonomous Institute)
Buldana Road, Malkapur, Dist – Buldana (M.S.) – 443101
Phone: +918308827339 E-mail: principal@drgcop.ac.in Web: www.drgcop.ac.in
Recognized by PCI, New Delhi and Affiliated to SGBAU, Amravati/MSBTE, Mumbai

DTE Code-1136 SGBAU Code – 346 MSBTE Code 1658 AISHE Code C-42873

Shri. Yogendraji R. Gode
President

Dr. Prashant K. Deshmukh
Principal

Project Details

Sr. No.	Parameter	Details
1	**Project Title**	Vermi compost Production for Use in the Medicinal Plant Garden
2	**Project Establishment Date**	11 September 2026
3	**Bed Size**	8 ft × 4 ft
4	**Total Beds**	01
5	**Raw Materials**	Cow dung, dry leaves, garden waste & biodegradable organic waste
6	**Pre-Decomposition**	Organic waste partially decomposed before adding earthworms
7	**Moisture Management**	Regular monitoring and maintenance of adequate moisture
8	**Shade Management**	Natural Plant Shade; Bed protected from direct sunlight and heavy rain
9	**Monitoring Frequency**	Weekly *(As per Annexure I)*
10	**Compost Collection**	Every **45–60 days**, depending on maturity
11	**Compost Quality**	Dark, crumbly, mature and free from foul odour
12	**Final Use**	College premises plants & Medicinal Plant Garden only
13	**Record Maintenance**	Weekly checklist, observations, collection date & quantity *(As per Annexure I)*
14	**Commercial Status**	Not for sale; Prepared and used College & Medicinal Plant Garden only

"Organic Waste to Organic Wealth – Healthy Soil, Healthy Plants."

INDIRA BAHUUDDESHIYA SHIKSHAN SANSTHA, BULDHANA'S

DR. RAJENDRA GODE COLLEGE OF PHARMACY, MALKAPUR

(An Autonomous Institute)

Buldana Road, Malkapur, Dist – Buldana (M.S.) – 443101

Phone: +918308827339 E-mail: principal@drgcop.ac.in Web: www.drgcop.ac.in

Recognized by PCI, New Delhi and Affiliated to SGBAU, Amravati/MSBTE, Mumbai

DTE Code-1136 SGBAU Code – 346 MSBTE Code 1658 AISHE Code C-42873

Shri. Yogendraji R. Gode
President

Dr. Prashant K. Deshmukh
Principal

Annexure I

Weekly Checklist

Sr. No.	Check Point Parameters	Yes ✓ or No ✗							
1	Moisture is adequate								
2	No waterlogging								
3	Earthworms are active								
4	Organic material decompose								
5	No foul odour								
6	Shade/protection is adequate								
7	No major pest/ant problem								
8	Bed is clean and undisturbed								
9	Organic material added if required								
10	Observation recorded								
11	Compost ready for collection*								
12	Mature compost collected and sieved								
13	Compost stored properly for garden use								
14	Total Quantity collected (Kg)								
Done By Sign									

* Compost collection and sieving completed (every 45-60 days)

Done By **Checked By**